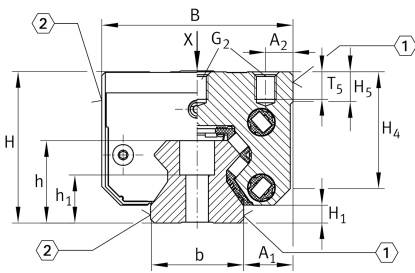


RWU65-F-SL [↗](#)

循环滚子轴承滑块

带满装循环滚珠导引系统的标准滑块, 用于直线循环滚珠轴承和导轨组件, 用于油润滑或脂润滑

技术信息

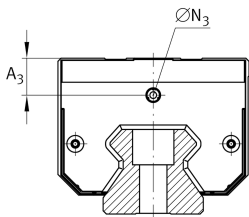
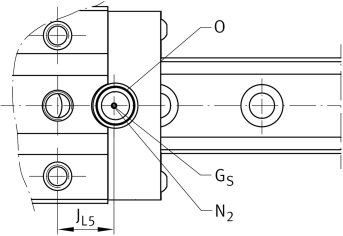
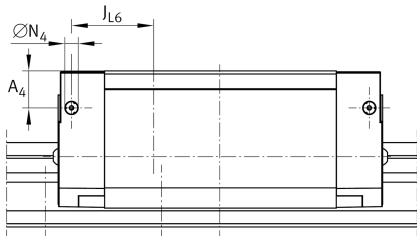
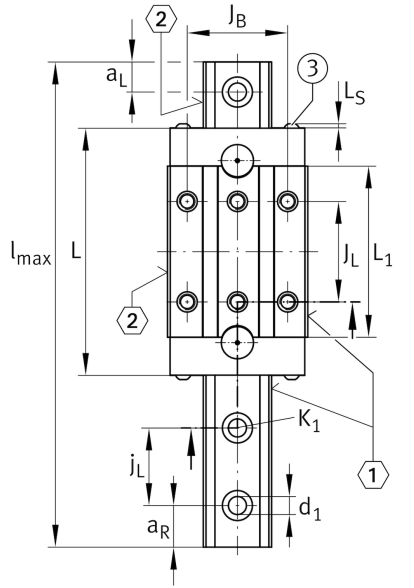


主要尺寸和性能数据

| | | |
|-----------------|-----------|-----------------------------------|
| H | 90 mm | height system |
| B | 126 mm | width carriage |
| L | 261.9 mm | overall length carriage |
| C | 270,000 N | dynamic load rating |
| C ₀ | 640,000 N | dynamic load rating |
| M _{0x} | 7,600 Nm | static moment rating about X axis |
| M _{0y} | 24,000 Nm | static moment rating about Y axis |
| M _{0z} | 21,500 Nm | static moment rating about Z axis |
| ≈m | 10.8 kg | 重量 |



安装尺寸



| | | |
|-----------|----------|--|
| A_1 | 31.5 mm | Distance from locating edge on carriage to locating edge on guideway |
| J_B | 76 mm | |
| b | 63 mm | width rail |
| A_2 | 25 mm | Distance from locating edge to hole |
| L_1 | 207.6 mm | |
| L_S | 2.75 mm | |
| J_L | 120 mm | |
| H_1 | 11.5 mm | Free space, system dimension |
| H_4 | 61.2 mm | |
| H_5 | 15 mm | |
| T_5 | 12.5 mm | Thread depth |
| G_2 | M16 | fixing screws below (DIN ISO 4762-12.9) |
| $G_2 M_A$ | 340 Nm | maximum tightening torque |
| A_3 | 19.6 mm | position lubrication connector |
| N_3 | M6 | lubrication connector |
| $t N_3$ | 6 mm | maximum permissible screw depth for lubrication connectors |
| A_4 | 19.6 mm | position lubrication connector |
| N_4 | 6 mm | lubrication connector |
| $t N_4$ | 6 mm | maximum permissible screw depth for lubrication connectors |
| J_{L6} | 63.1 mm | position lubrication connector |
| N_2 | 6 mm | max. diameter of lubrication hole in adjacent construction |
| J_{L5} | 43.8 mm | position lubrication connector |
| G_S | M4x4 | |
| O | 18x1,5 | O-Ring DIN 3771 |

