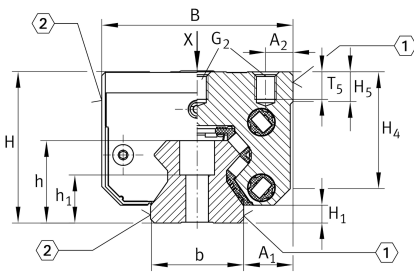


### RWU45-F-H [↗](#)

#### 循环滚子轴承滑块

带满装循环滚珠导引系统的标准滑块, 用于直线循环滚珠轴承和导轨组件, 用于油润滑或脂润滑

#### 技术信息

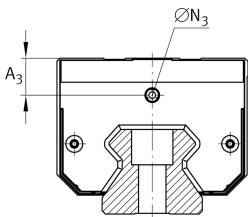
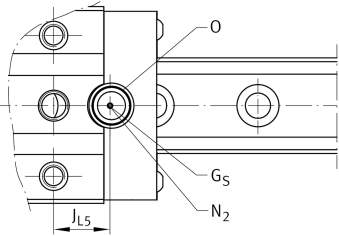
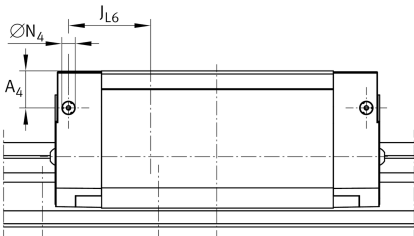
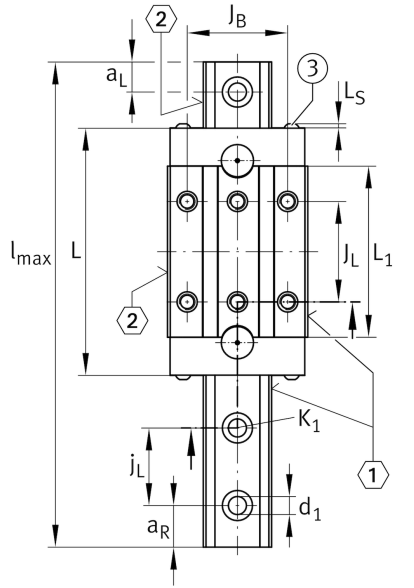


#### 主要尺寸和性能数据

H	70 mm	height system
B	86 mm	width carriage
L	145.9 mm	overall length carriage
C	92,000 N	dynamic load rating
C <sub>0</sub>	215,000 N	dynamic load rating
M <sub>0x</sub>	1,899 Nm	static moment rating about X axis
M <sub>0y</sub>	4,255 Nm	static moment rating about Y axis
M <sub>0z</sub>	3,821 Nm	static moment rating about Z axis
≈m	3.05 kg	重量



安装尺寸



$A_1$	20.5 mm	Distance from locating edge on carriage to locating edge on guideway
$J_B$	60 mm	
$b$	45 mm	width rail
$A_2$	13 mm	Distance from locating edge to hole
$L_1$	104.2 mm	
$L_S$	2.2 mm	
$J_L$	60 mm	
$H_1$	8.5 mm	Free space, system dimension
$H_4$	52.4 mm	
$H_5$	13.7 mm	
$T_5$	12.5 mm	Thread depth
$G_2$	M10	fixing screws below (DIN ISO 4762-12.9)
$G_2 M_A$	83 Nm	maximum tightening torque
$A_3$	16.6 mm	position lubrication connector
$N_3$	M6	lubrication connector
$t N_3$	6 mm	maximum permissible screw depth for lubrication connectors
$A_4$	16.6 mm	position lubrication connector
$N_4$	6 mm	lubrication connector
$t N_4$	6 mm	maximum permissible screw depth for lubrication connectors
$J_{L6}$	37 mm	position lubrication connector
$N_2$	6 mm	max. diameter of lubrication hole in adjacent construction
$J_{L5}$	25.7 mm	position lubrication connector
$G_S$	M4x4	
$O$	10x1,5	O-Ring DIN 3771

